





Y3 Q5 Spring

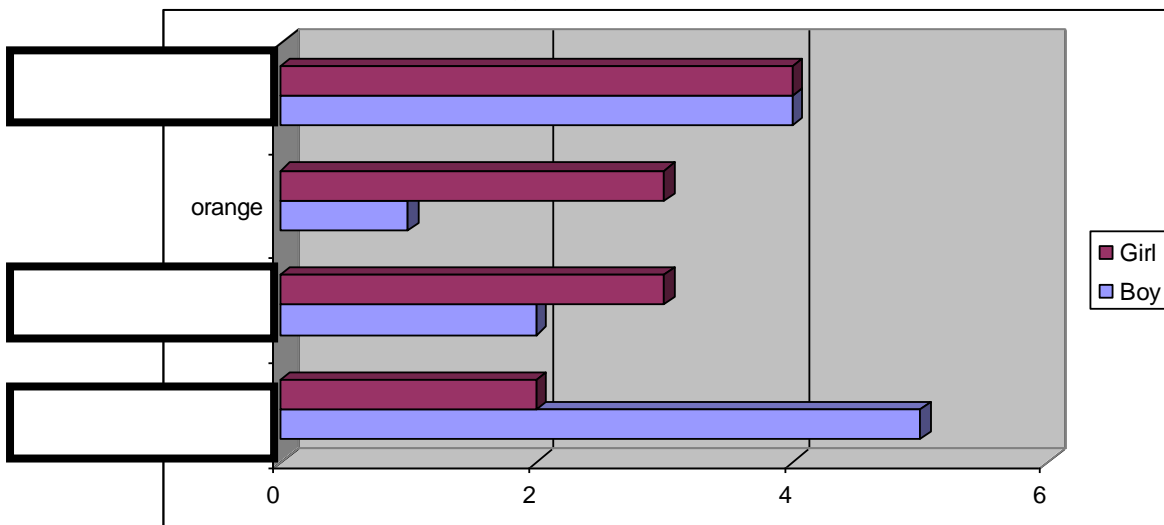
Favourite Flavoured Sweets

Lime	
Orange	
Lemon	
Strawberry	

 Key:
= 2
children

If **24 children** were asked, how many children liked **orange sweets**?
Show this on the pictogram chart.

Graph of Favourite Flavoured Sweets



Fill in the missing sweet colours.

How many **more** boys liked **lime** sweets than **lemon**?