

# Home and Blended Learning

## Guidance for Parents - Nursery



### How will learning take place during whole class isolation?

Children in Nursery will use **Just2easy (Hwb)** to continue learning at home.

### Website Links

**Hwb:** <https://hwb.gov.wales/>

### Guide

**Hwb Parent Guide:** <https://hwb.gov.wales/distance-learning-videos#how-to-access-and-login-to-the-hwb-platform>

### Detailed Overview of Home Learning Tools

**Link:** <https://primarysite-prod-sorted.s3.amazonaws.com/st-josephs-rc-primary-school/UploadedDocument/5baad94d11cc42bea9264d75f4c209dc/home-and-blended-learning-overview-of-tools-st-josephs-rc-primary-school.pdf>

### Communication with Parents

One of the ways we communicate with parents is through the **TheSchoolApp**. For instructions on how to download the app, please click the following link:

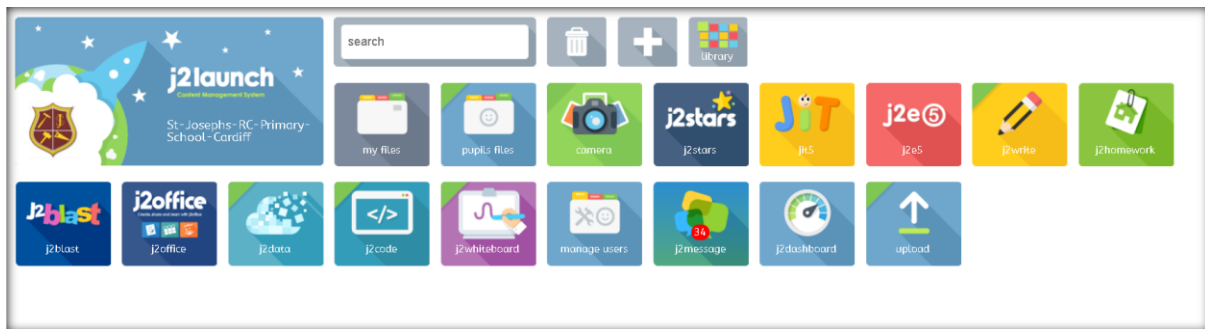
<https://primarysite-prod-sorted.s3.amazonaws.com/st-josephs-rc-primary-school/UploadedDocument/4f823a3614014f98bf7da4eb787c4fdc/parental-app-help-guide.pdf>

# Just2easy

Children can access Just2easy by signing in to **Hwb** or by downloading the **j2Launch** app from the 'App Store'.

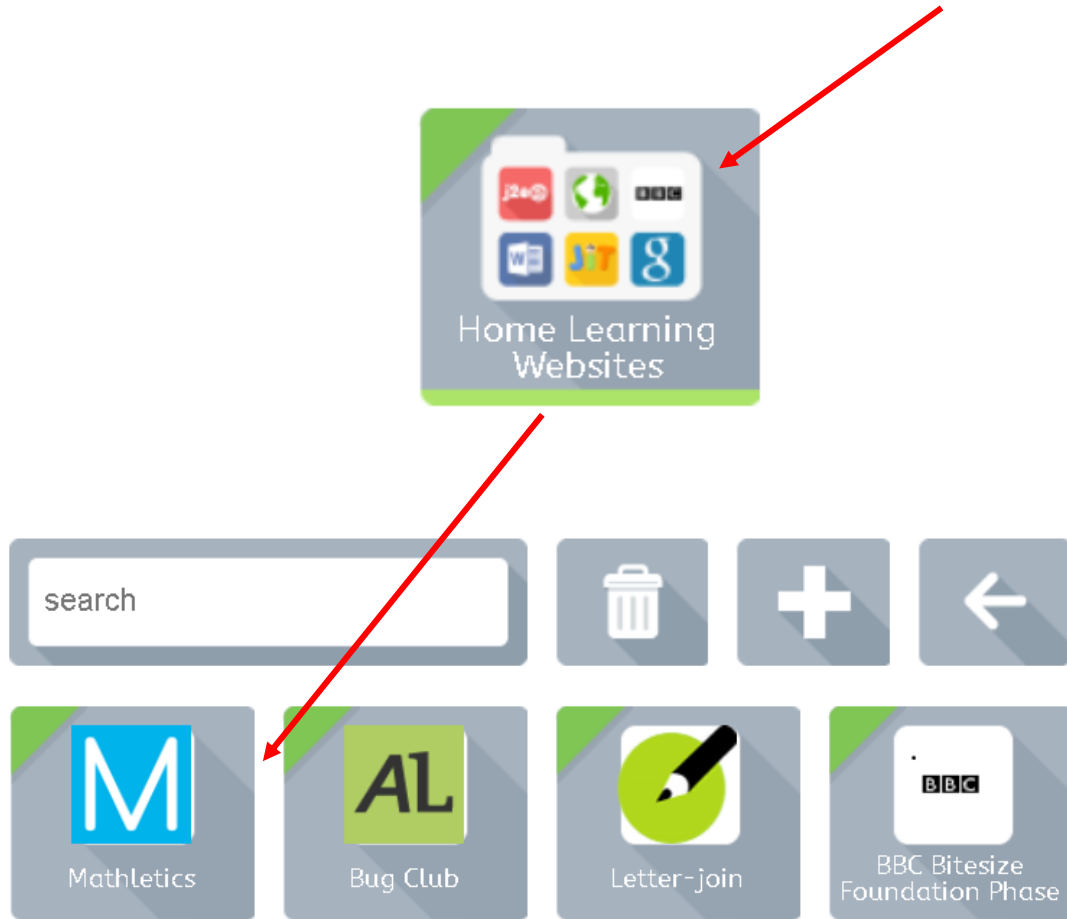


Once logged in, they will see the **dashboard**.



A '**Paint Activity**' will be assigned using **j2homework**.

Children will also have access to a '**Home Learning Websites Folder**'. This will include links to resources and educational games too.



On **j2homework** there will be a homework called **'Home Learning Activities – Week [ ]'**.

Mrs Wheeler will record instructions for your child to listen to. These will explain their activity and other things they can do during the week.

To listen to Mrs Wheeler speaking, click the microphone.

Home Learning Activities - Week



Go to homework

Assigned by

Start date

Due date

Completed by



Assigned to

Year 2

When you click **'Go to homework'**, you will be taken to the activity and overview.

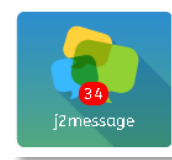


You will see a written overview of the activities your child can complete during the week. This can be read by clicking the file called **'Activities and Information for Parents'**.

Children will be given a **'Paint'** activity to complete on **jit5**.



## 'Daily Check-in' and Contacting Mrs Wheeler



Please try to **send a simple message** such as 'Hi' every day to Mrs Wheeler on **j2message**.

This is just so we know that everything is okay.

If you need to contact Mrs Wheeler for help or need to ask a question, you can use **j2message** to do this too. **All messages are private** and will not be seen by anyone other than Mrs Wheeler.

Please note that teachers are not expected to answer questions outside of their working hours.

A screenshot of the j2message web interface. The header is blue with the j2message logo. Below the header, there is a search bar and a navigation menu. The main content area is titled 'Nursery'. On the left, there is a sidebar with a search bar, a 'my school' dropdown menu showing 'St-Josephs-RC-Primary-School-Cardiff', and a list of 'registration classes (9)'. The 'Nursery' class is selected and highlighted in blue. A red arrow points from a text box to this selection. Below the sidebar, there are buttons for 'pupils', 'Reception', 'Year 1', 'Year 2', 'Year 3', 'Year 4', 'Year 5', and 'Year 6'. The 'Year 2' button has a green '30' next to it. On the right, there is a text input field with a green checkmark button. A red arrow points from a text box to this button. The text boxes contain the following instructions: 'Select your year group from the list.' and 'Type your message and click the green button to send.'

search

my school

St-Josephs-RC-Primary-School-Cardiff

registration classes (9)

Nursery

pupils

Reception

Year 1

Year 2 30

Year 3

Year 4

Year 5

Year 6

Nursery

Select your year group from the list.

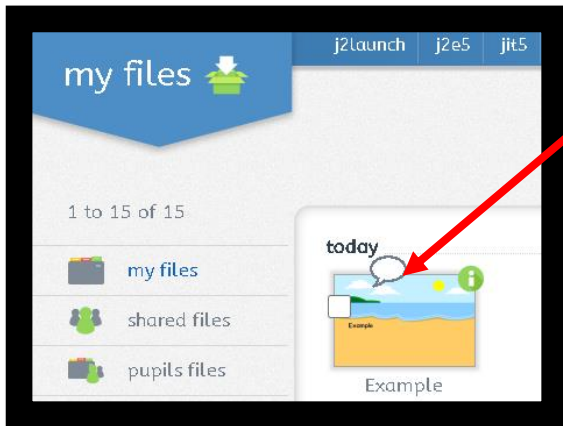
Type your message and click the green button to send.

Type your message here. |

## Feedback

Once your child has completed the **'Paint'** activity set by Mrs Wheeler, they will receive **feedback** on their work.

Mrs Wheeler will leave feedback by going into your child' folder (**my files**) and clicking on the speech bubble shown on your child's work.



Mrs Wheeler will either leave **written feedback** or a **voice comment**. This be done by clicking the microphone and recording a **private** message for your child.

