

# Home and Blended Learning

## Guidance for Parents - Foundation Phase



### How will learning take place during whole class isolation?

Children in Foundation Phase will need to use **Just2easy (Hwb)**, **Mathletics**, **Bug Club** and **Letter-join**.

### Website Links

**Hwb:** <https://hwb.gov.wales/>

**Mathletics:** <https://www.mathletics.com/uk/>

**Bug Club:** <https://www.activelearnprimary.co.uk/login?c=0>

**Letter-join:** <https://www.letterjoin.co.uk/>

### Guides

**Hwb Parent Guide:** <https://hwb.gov.wales/distance-learning-videos#how-to-access-and-login-to-the-hwb-platform>

**Mathletics Parent Pack:** [https://marketing-cdn.3plearning.com/uploads/docs/user-guides/GLOBAL\\_ParentPack\\_Guide\\_SEP\\_2020\\_A4.pdf](https://marketing-cdn.3plearning.com/uploads/docs/user-guides/GLOBAL_ParentPack_Guide_SEP_2020_A4.pdf)

**Bug Club Parent Guide:** <https://primarysite-prod-sorted.s3.amazonaws.com/st-josephs-rc-primary-school/UploadedDocument/d789b431a8b9412cb22e057e3461aebb/bug-club-guide.pdf>

### Detailed Overview of Home Learning Tools

**Link:** <https://primarysite-prod-sorted.s3.amazonaws.com/st-josephs-rc-primary-school/UploadedDocument/5baad94d11cc42bea9264d75f4c209dc/home-and-blended-learning-overview-of-tools-st-josephs-rc-primary-school.pdf>

### Communication with Parents


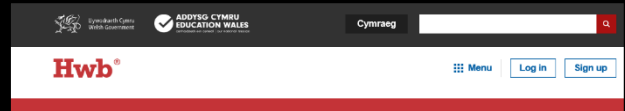
All communication with parents will take place using **TheSchoolApp**. For instructions on how to download the app, please click the following link:

<https://primarysite-prod-sorted.s3.amazonaws.com/st-josephs-rc-primary-school/UploadedDocument/4f823a3614014f98bf7da4eb787c4fdc/parental-app-help-guide.pdf>

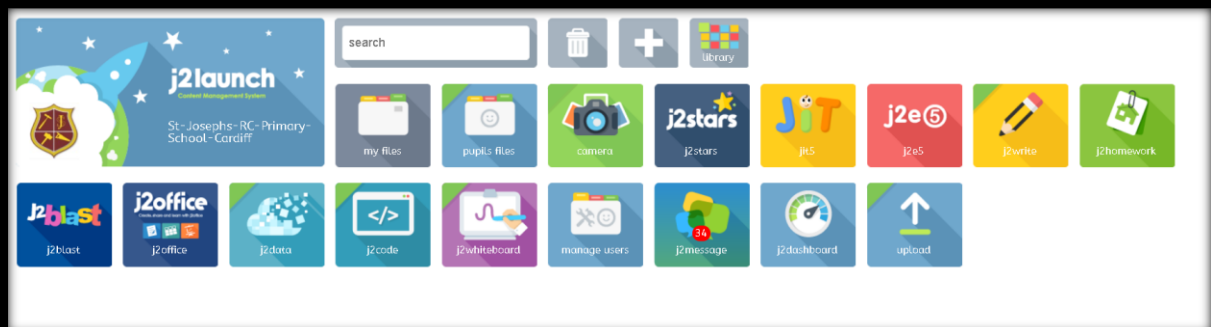
**Activities are uploaded from Day 2**

## Just2easy (Foundation Phase)

Children can access Just2easy by signing in to **Hwb** or by downloading the **j2Launch** app from the 'App Store'.



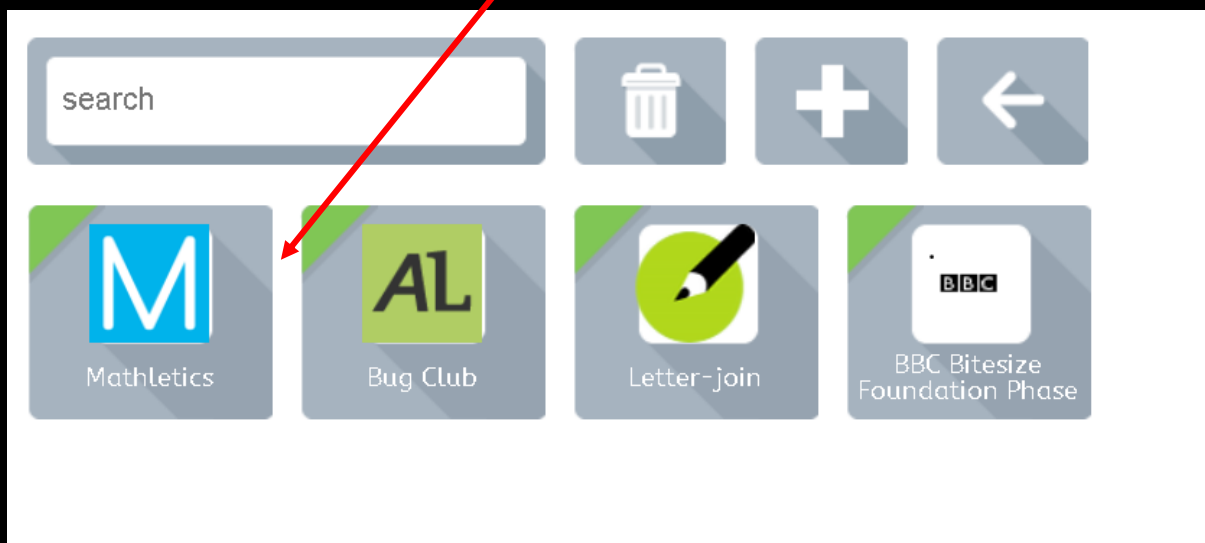
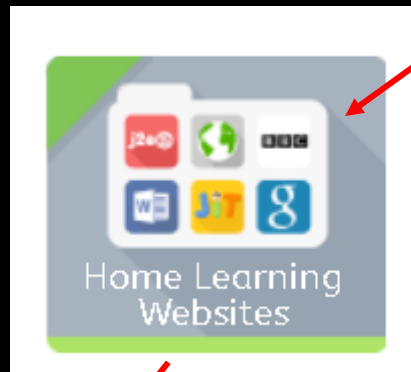
Once logged in, they will see the **dashboard**.



Activities will be assigned using **j2homework**.



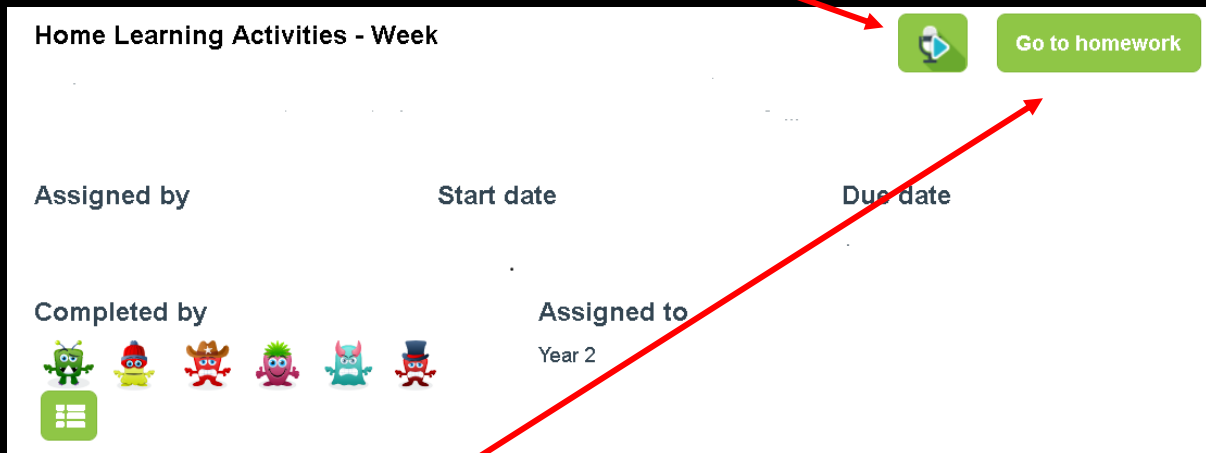
Children will also have access to a '**Home Learning Websites Folder**'. This will include links to **Mathletics**, **Bug Club**, **Letter-join** and **BBC Bitesize**. Teachers will also include links to additional resources and educational games too.



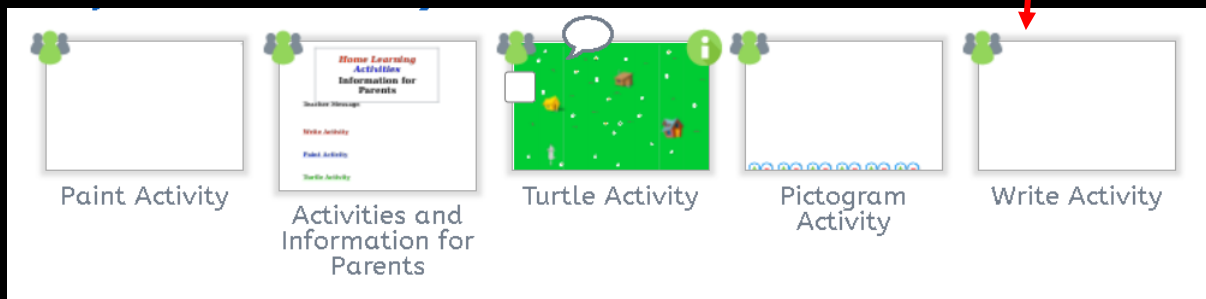
On **j2homework** there will be a homework called **'Home Learning Activities – Week [ ]'**.

The class teacher will record instructions for your child to listen to. These will explain their activities and other things they need to do during the week.

**To listen to the class teacher speaking, click the microphone.**



When you click **'Go to homework'**, you will be taken to the following activities.



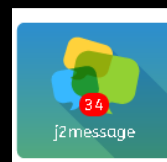
You will see a written overview of what your child needs to do during the week. This can be read by clicking the file called **'Activities and Information for Parents'**.

All children in Foundation Phase will need to complete a **'Paint'**, **'Turtle'**, **'Pictogram'** and **'Write'** activity.

Instructions for each activity will be written down in the **'Activities and Information for Parents'** document.

The class teacher will also provide your child with additional activities too.

## 'Daily Check-in' and Contacting Teachers



Please make sure you **send a simple message** such as 'Hi' every day to the class teacher on **j2message**. Children may be able to do this independently, but some will need support.

This message is important as it will tell the class teacher that your child is okay and completing their home learning activities.

If you need to contact the class teacher for help or need to ask a question, you can use **j2message** to do this too. **All messages are private** and will not be seen by anyone other than the class teacher.

Please note that teachers are not expected to answer questions outside of their working hours.

A screenshot of the j2message web interface. The header is blue with the j2message logo. Below the header, there is a search bar and a sidebar with navigation options: 'my school' (St-Josephs-RC-Primary-School-Cardiff), 'registration classes (9)', 'pupils', 'Reception', 'Year 1', 'Year 2', 'Year 3', 'Year 4', 'Year 5', and 'Year 6'. The 'Year 2' option has a green checkmark. The main content area is titled 'Nursery' and contains a text input field with a green send button. Two red arrows point to the 'Year 2' option and the send button. Two text boxes provide instructions: 'Select your year group from the list.' and 'Type your message and click the green button to send.'

Search

my school  
St-Josephs-RC-Primary-School-Cardiff

registration classes (9)

Nursery

pupils

Reception

Year 1

Year 2

Year 3

Year 4

Year 5

Year 6

Nursery

Select your year group from the list.

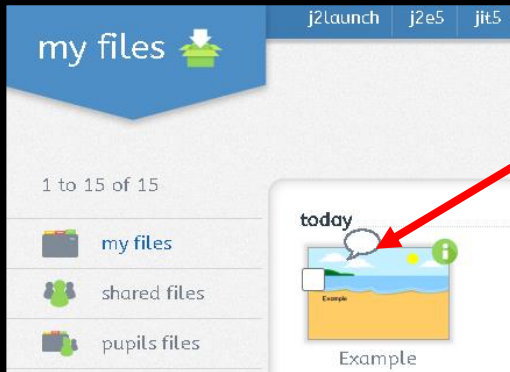
Type your message and click the green button to send.

Type your message here.

## Feedback

Once your child has completed the activities set by the class teacher, children will receive **feedback** on their work.

They do this by going into your child's folder (**my files**) and clicking on the speech bubble shown on your work.



Teachers will either leave **written feedback** or a **voice comment**. They will do this by clicking the microphone and recording a **private** message for your child.

